



# MODULAR GLASS PARTITION ARCHITECTURAL HARDWARE



**"WE DONT JUST MEET EXPECTATION BUT EXCEED THEM"**


**SKIRTING | CORNER GUARD | HAT SECTION**

**VANTAGE INDIA PVT. LTD.**

Add : Shop No. 336, 3rd Floor, V MALL, Thakur Complex, Western Express Highway ,  
Kandivali (E), Mumbai - 400 101. INDIA

Tel : +91 22 2897 6425 / +91 91468 44712 | Email : [info@vantageindia.in](mailto:info@vantageindia.in) | **Web.**: [www.vantageindia.in](http://www.vantageindia.in)

CIN : U28999MH2020PTC337420



**VOL - 05, 2019**

**VANTAGE™**  
Feel The Difference

## ABOUT US

Vantage is among the pioneering suppliers of Architectural Products and Service for interior spaces. Our products are essential elements for modern, beautiful and functional interior environments. We assist Architects and Designers by providing a wide range of solutions for each individual project.

Vantage 'Modular Glass Partition Systems are a suitable solution for creating new commercial, hospital and industries space arrangements and separating work places, taking into consideration the changing needs of office premises. Vantage systems have a modular design which makes it easy to install and if necessary re-arrange or move the partition. To give a consistent and finished look to the workspace Vantage also provides aluminum skirting, interior accessories like corner guards, hat profiles, step nose, leveling profiles and also solid and glass door hardware which go hand in hand with our movable partition systems both aesthetically and quality-wise to provide a flawless and elegant end product. Beside our existing systems we continuously research the market for any application or requirement which can set us apart and benefit us as well as the end customers.

Vantage is also committed for the research and application of energy conservation, acoustics, environment protection and in creating a comfortable surrounding for all its clients.

### VISION

"We promise to provide customer oriented solutions with the best products, services, pricing and hence build a strong trustworthy relationship with our clients and make Vantage the first choice for all our customers."

### MISSION

"To thoroughly assess each requirement and to ensure that we not only meet but exceed client expectations by providing the most efficient solutions via effective use of our products and service."

### APPLICATIONS

Modular Glass Partition Systems, Aluminum Skirting and other interior accessories and door hardware offered by Vantage are widely used for optimization and compartmentalization of workspace across various, professional fields such as - Corporate Offices, Bank, Research Laboratories, Educational Universities, Building Entrance Systems, Industrial Manufacturing Facilities, Conference / Convention Halls, Hospitals and Clinics. Besides these professional applications our products have also been applied in modern / smart home designs as home owners today are keen on non-convetional styles of home interior design.



COMMITMENT  
TO EXCELLENCE

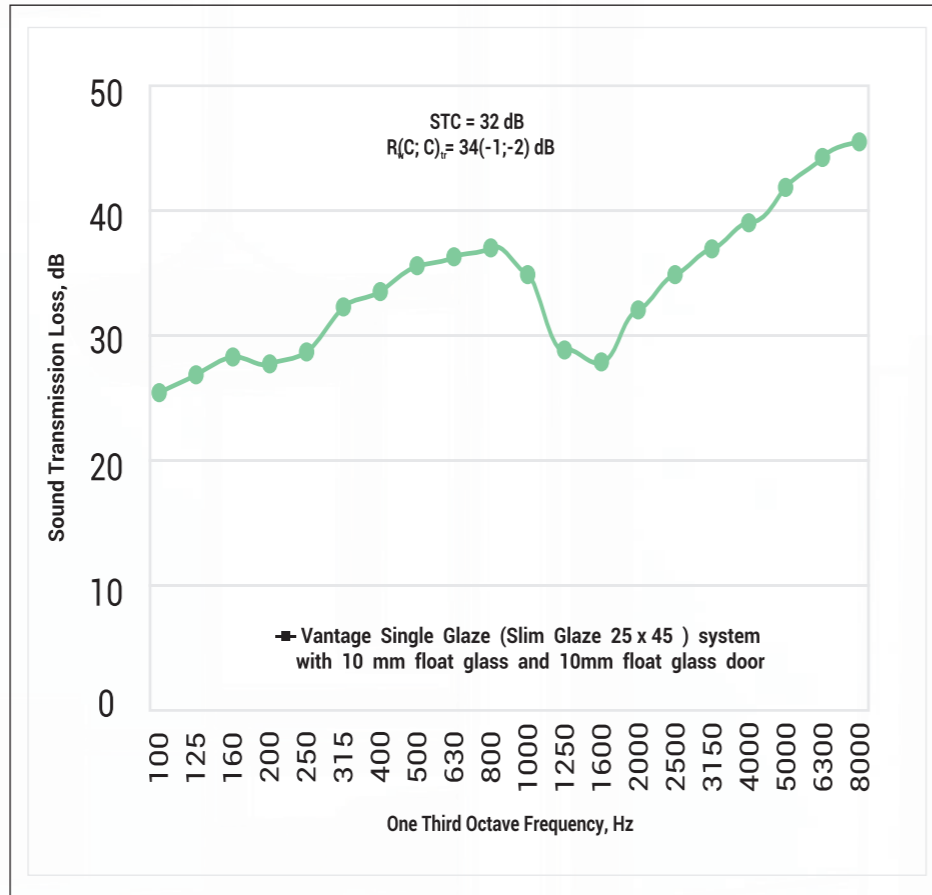
# Performance Certificate

## Sound Transmission

Sound transmission loss test results of Vantage Single glaze partition system with 10mm float glass & 10mm float glass door tested as per ISO 10140 - 2/ ASTM E90 using Reverberation chambers at ARAI, India

Test report No. NVH/7842/2017-18/590(V-5)

One Third Octave Frequency, Hz	Sound Transmission Loss, dB	Standard deviation, dB
100	25.7	0.2
125	27.5	0.2
160	28.7	1.5
200	28.0	1.2
250	29.0	0.5
315	32.5	0.7
400	34.3	1.1
500	35.3	1.1
630	36.5	0.7
800	37.2	0.6
1000	34.7	0.7
1250	29.2	0.8
1600	28.1	0.6
2000	32.0	0.3
2500	34.7	0.1
3150	37.1	0.3
4000	39.6	0.7
5000	41.6	0.1
6300	44.0	0.3
8000	45.0	0.2
STC	32	-
R <sub>w</sub> C <sub>;C<sub>tr</sub></sub>	34(-1;-2)	-



The sound transmission class (STC) is calculated as per ASTM E-413 and weighted sound reduction index with spectrum adaptation terms  $R_w(C_{100-5000})$  is calculated as per ISO 717-1

Sound transmission class (STC)	32 dB
Weighted sound reduction index with spectrum adaption terms $R_w(C_{100-5000};C_{tr100-5000})$	34 (-1;-2) dB

### VANTAGE INDIA PVT. LTD.

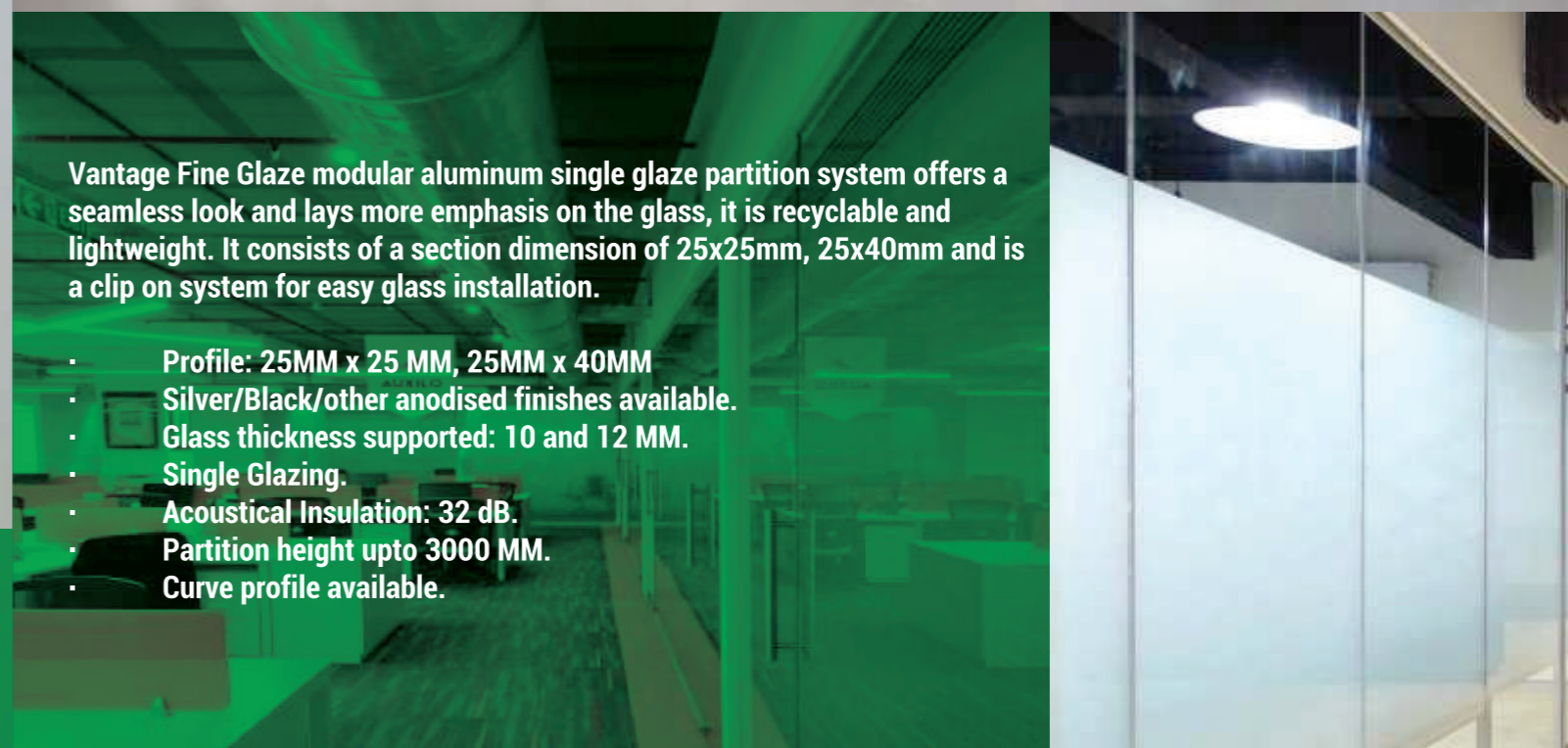
Add : Shop No. 336, 3rd Floor, V MALL, Thakur Complex, Western Express Highway, Kandivali (E), Mumbai - 400 101. INDIA

Tel : +91 22 2897 6425 / +91 91468 44712 | Email : info@vantageindia.in | Web : www.vantageindia.in

CIN : U28999MH2020PTC337420

# CONTENT

Sr. No.	TITLE	Page No.
01	Fine Glaze (25MM x 25MM, 25MM x 40MM)	6
02	Slim Glaze (25MM x 45MM, 25MM x 35MM)	10
03	Side Glaze (25MM x 53MM)	14
04	Ultra Glaze (25MM x 80MM)	18
05	Wide Glaze (25MM x 100MM)	22
06	Wide Double Glaze (25MM x 100MM)	26
07	Style Door (42MM x 75MM, 35MM x 60MM)	30
08	Sliding Door	34
09	Sliding Folding Door	36
10	Technical Panel (50 x 100MM, 100 x 100MM)	38
11	Architectural Hardware	40
12	Accessories	44
13	Clients	47

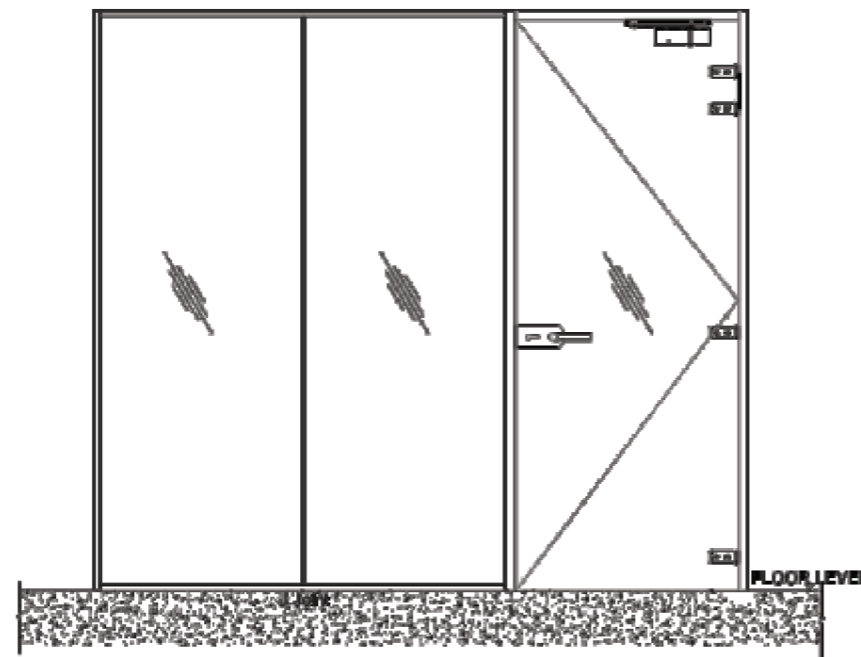
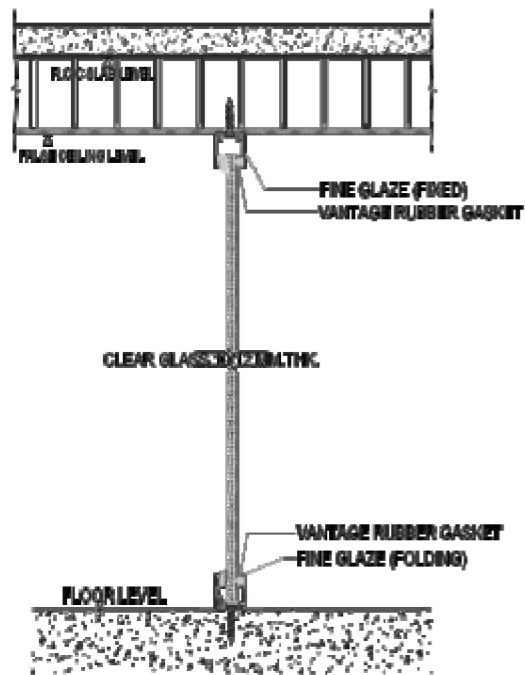
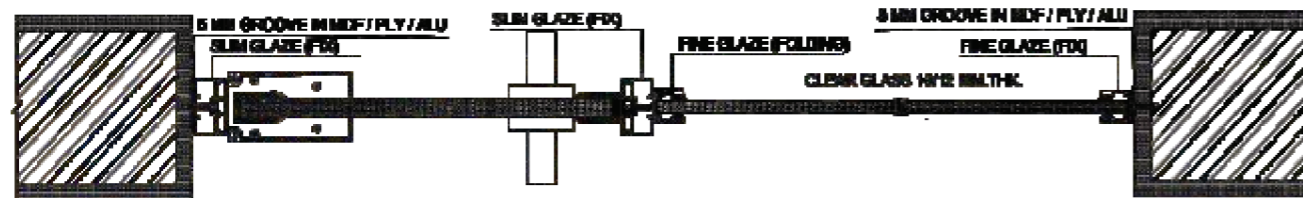



## FINE GLAZE

Vantage Fine Glaze modular aluminum single glaze partition system offers a seamless look and lays more emphasis on the glass, it is recyclable and lightweight. It consists of a section dimension of 25x25mm, 25x40mm and is a clip on system for easy glass installation.

- Profile: 25MM x 25 MM, 25MM x 40MM
- Silver/Black/other anodised finishes available.
- Glass thickness supported: 10 and 12 MM.
- Single Glazing.
- Acoustical Insulation: 32 dB.
- Partition height upto 3000 MM.
- Curve profile available.

# FINE GLAZE





## SLIM GLAZE

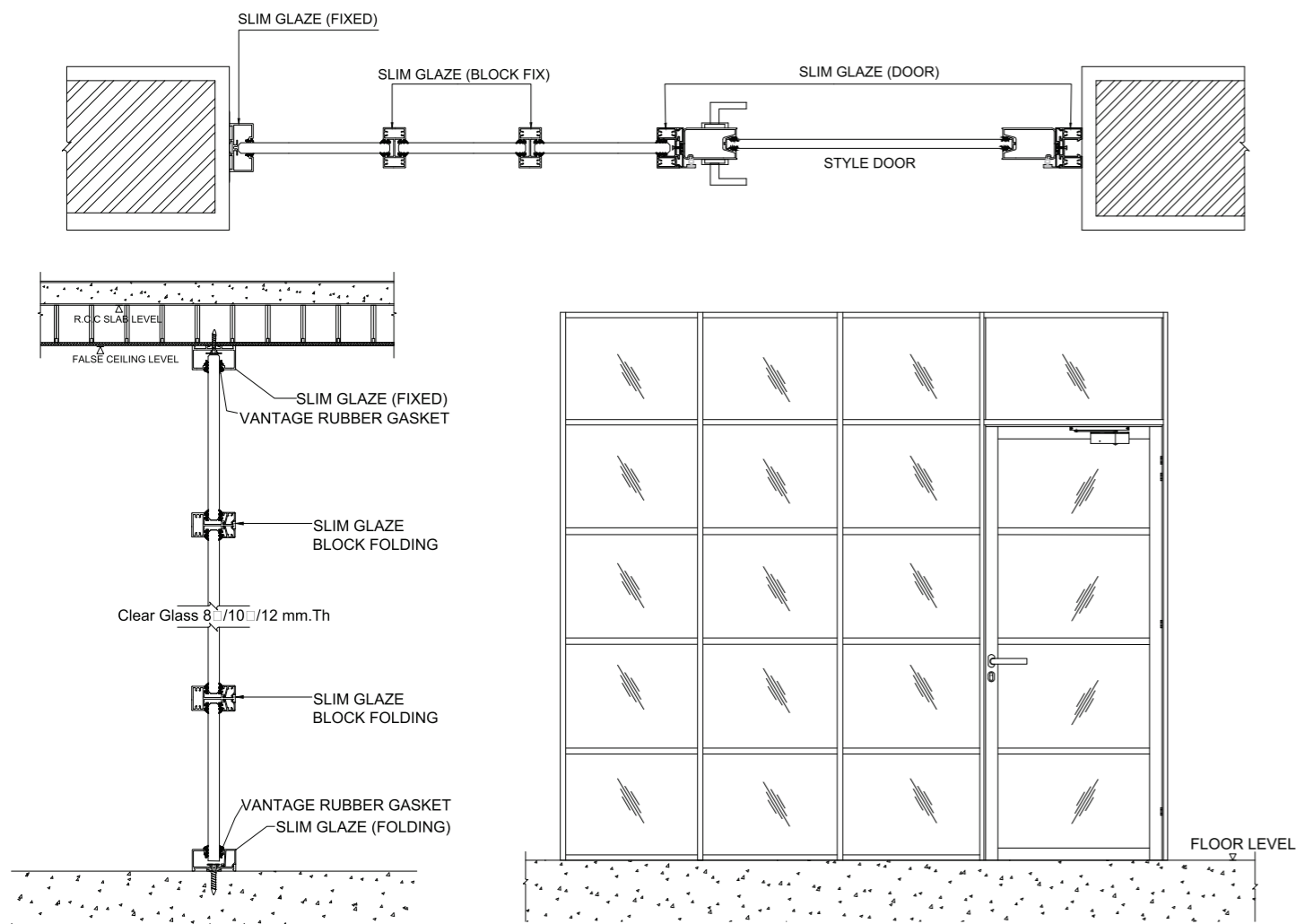


Vantage Slim Glaze modular aluminum single glaze partition system offers a midway between a sleek and mechanically strong design while being very cost effective. It consists of a section dimension of 25x45mm, 25x35 mm and is a clip on system for easy glass installation.

- Profile: 25MM x 45MM, 25MM x 35MM
- Silver/Black/other anodised finishes available.
- Can be used for door frame with cover or rebate profile.
- Glass thickness supported: 8, 10 and 12 MM.
- Single Glazing.
- Acoustical Insulation: 32 dB.
- Partition height upto 3000 MM.
- Curve profile available.



# SLIM GLAZE





## SIDE GLAZE



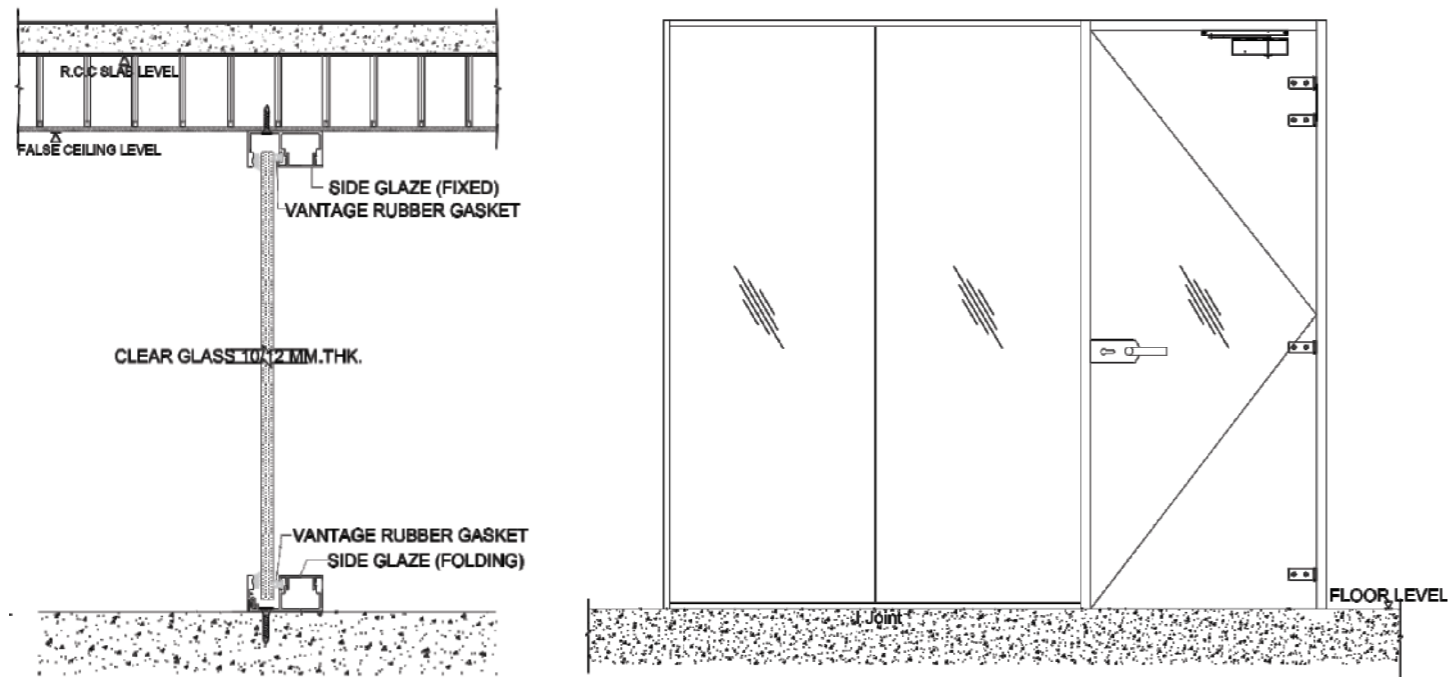

Vantage Side Glaze modular aluminum single glaze partition system is set apart from the rest as it is designed to place the partition glass at an offset from the centre which gives a seamless look from outside the cabin while offering good strength due to its width. It consists of a section dimension of 25x53 mm and is a clip on system for easy glass installation.

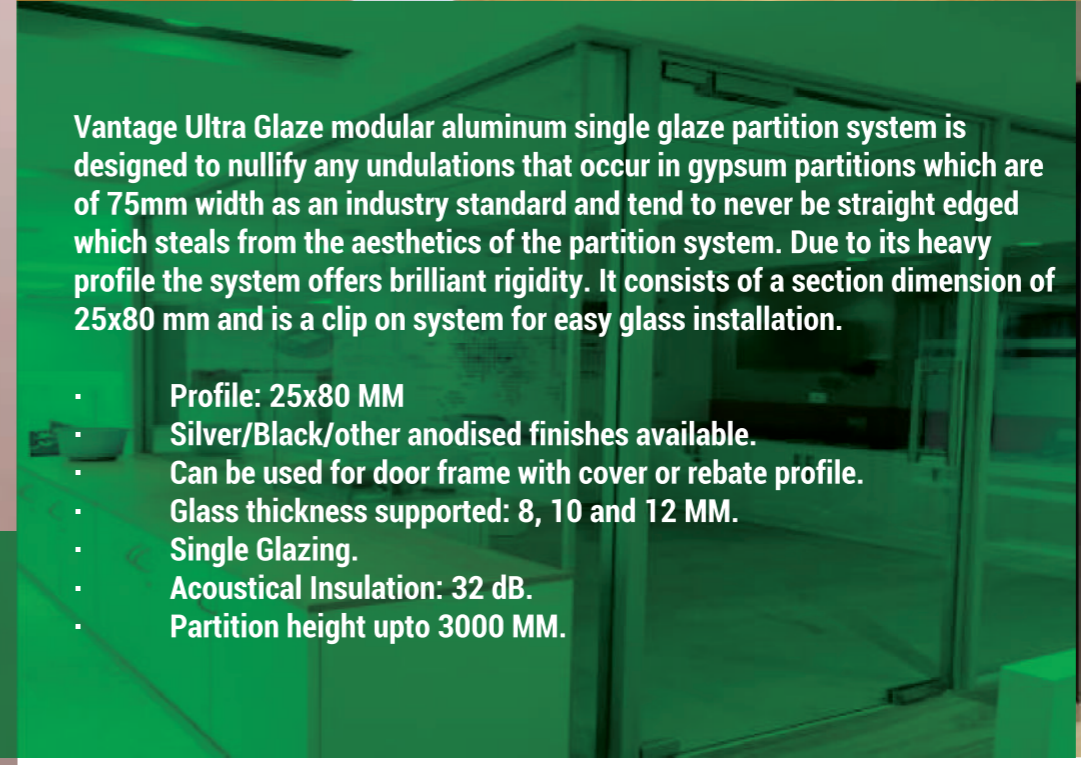
- Profile: 25x53 MM
- Silver/Black/other anodised finishes available.
- Can be used for door frame with cover or rebate profile.
- Glass thickness supported: 10 and 12 MM.
- Single offset Glazing.
- Acoustical Insulation: 32 dB.
- Partition height upto 3000 MM.





# SIDE GLAZE




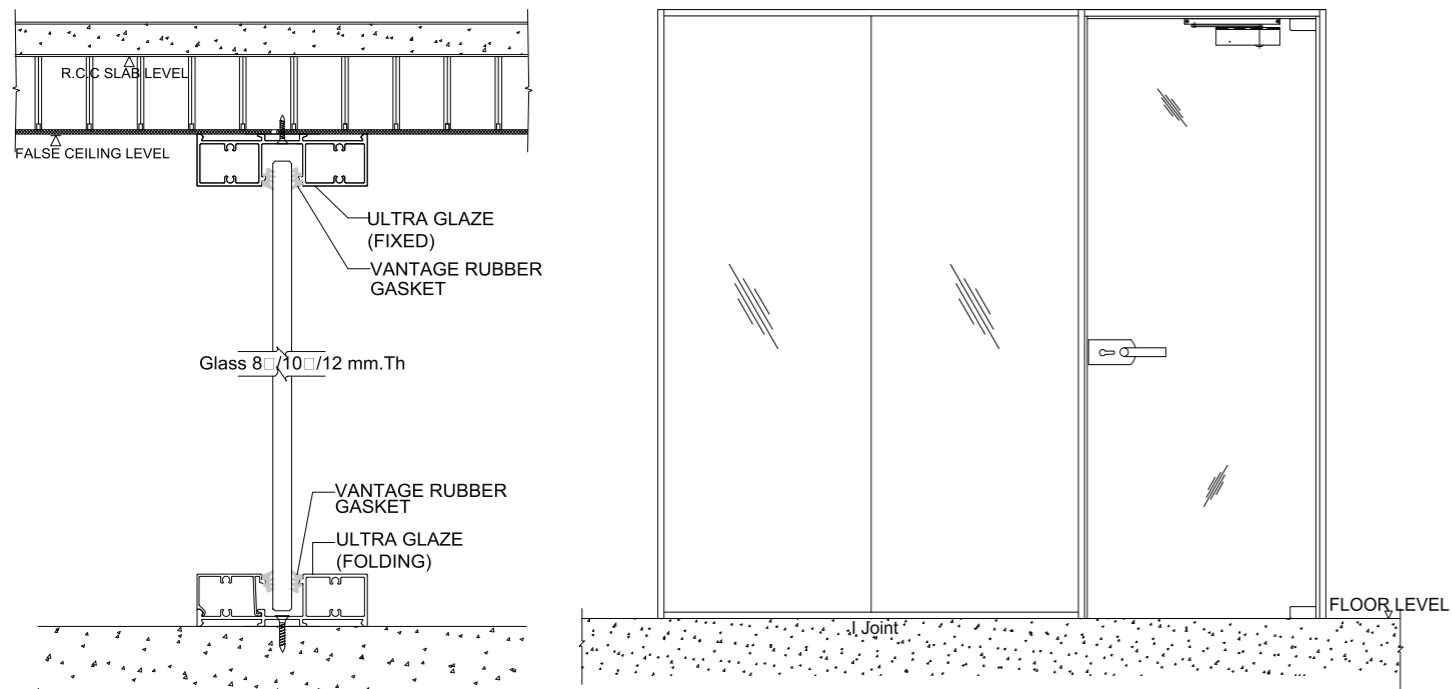
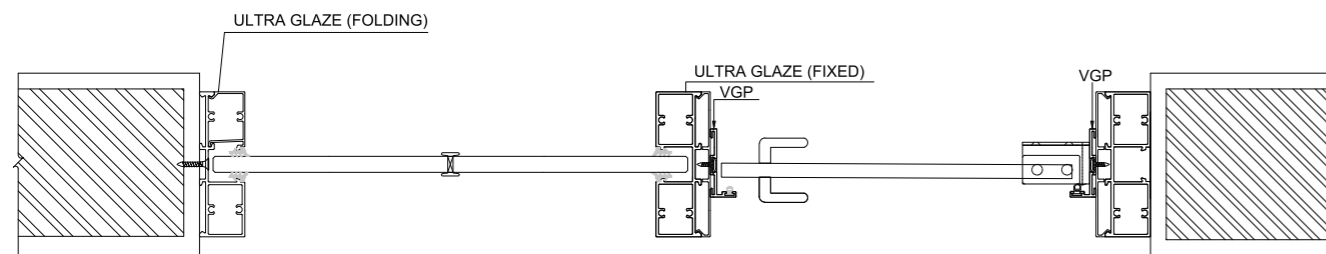


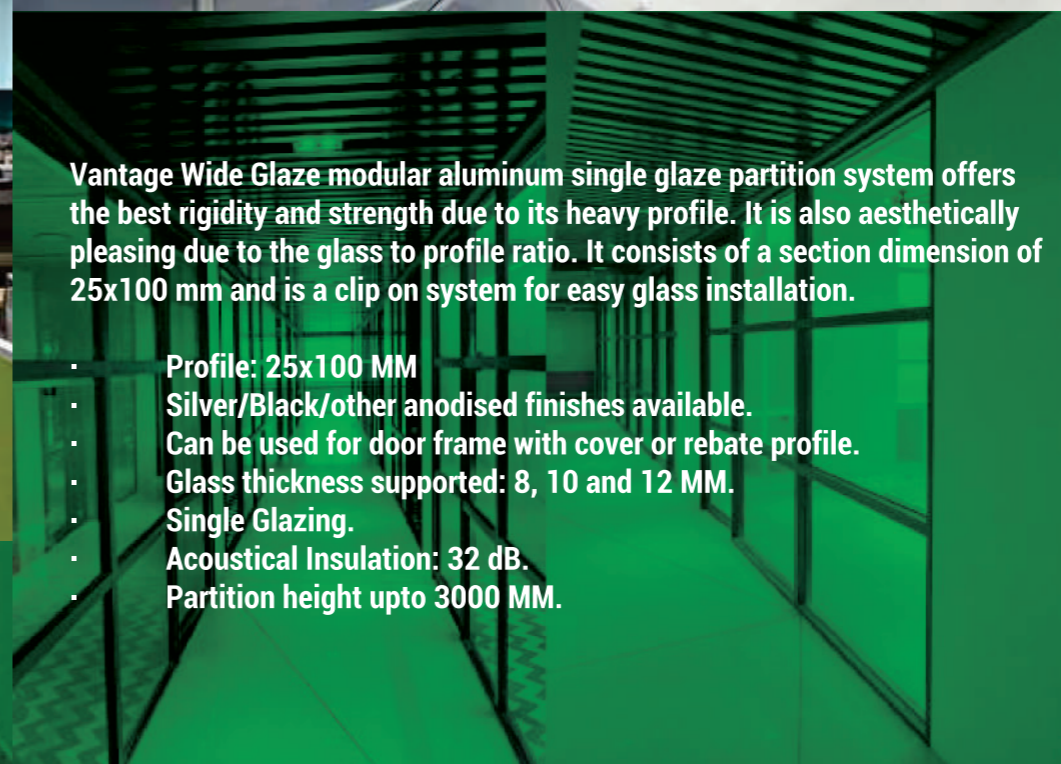
## ULTRA GLAZE

Vantage Ultra Glaze modular aluminum single glaze partition system is designed to nullify any undulations that occur in gypsum partitions which are of 75mm width as an industry standard and tend to never be straight edged which steals from the aesthetics of the partition system. Due to its heavy profile the system offers brilliant rigidity. It consists of a section dimension of 25x80 mm and is a clip on system for easy glass installation.

- Profile: 25x80 MM
- Silver/Black/other anodised finishes available.
- Can be used for door frame with cover or rebate profile.
- Glass thickness supported: 8, 10 and 12 MM.
- Single Glazing.
- Acoustical Insulation: 32 dB.
- Partition height upto 3000 MM.

# ULTRA GLAZE




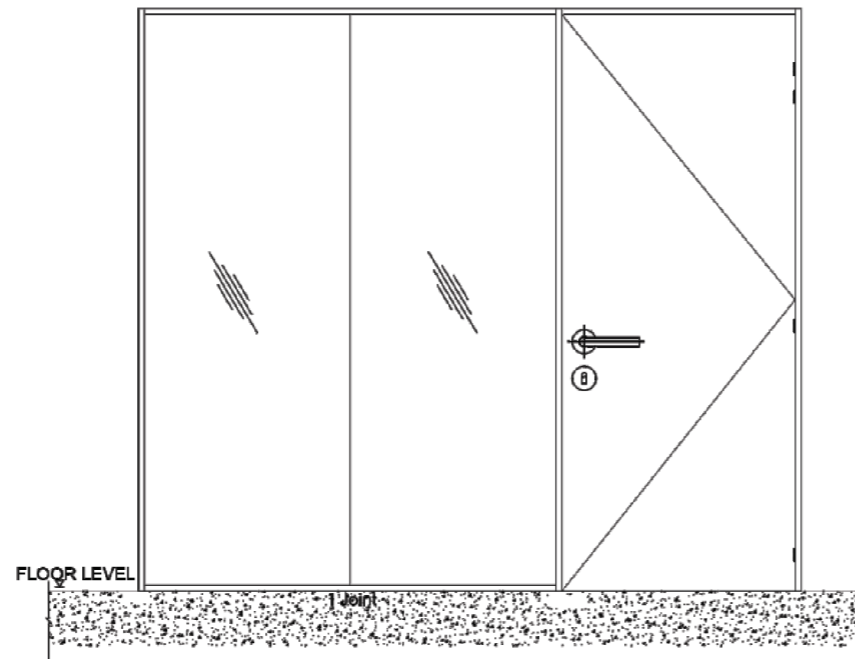
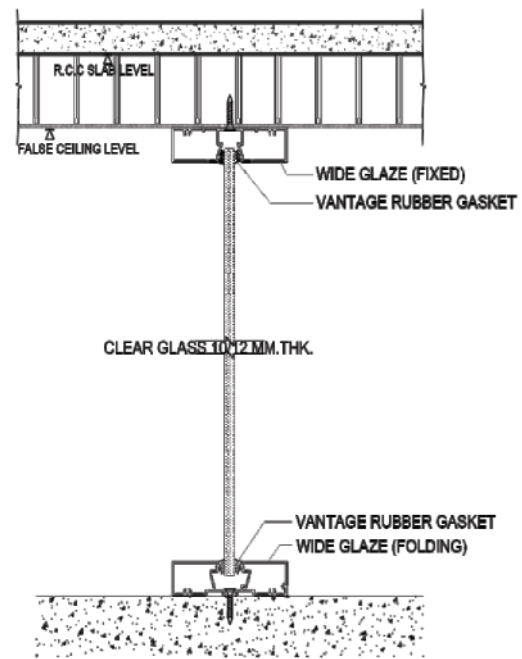
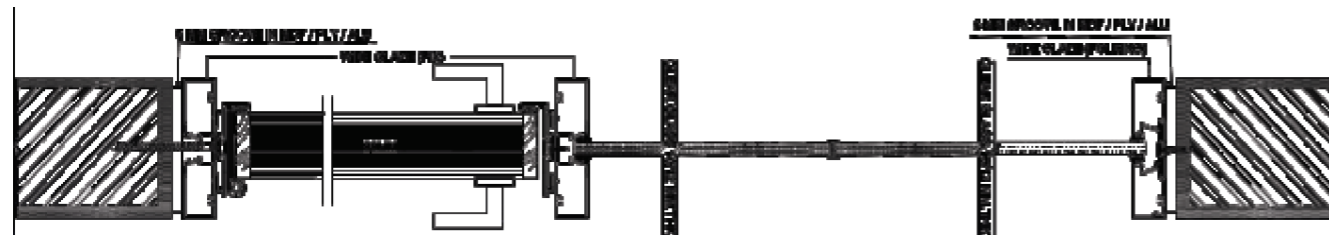


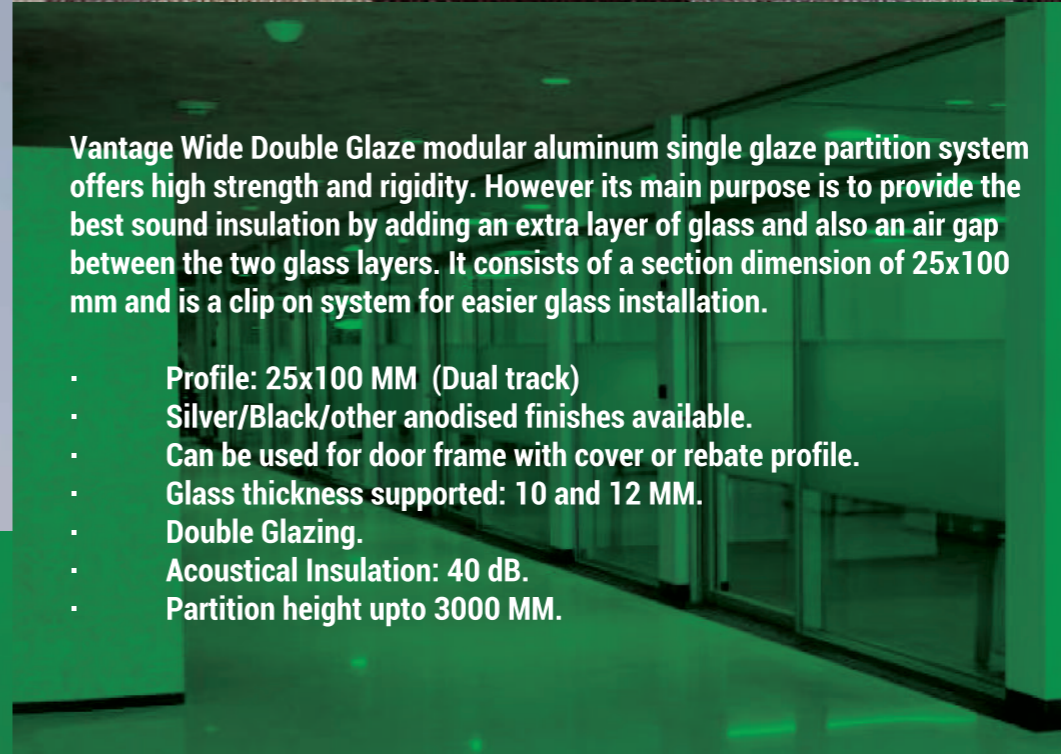
## WIDE GLAZE

Vantage Wide Glaze modular aluminum single glaze partition system offers the best rigidity and strength due to its heavy profile. It is also aesthetically pleasing due to the glass to profile ratio. It consists of a section dimension of 25x100 mm and is a clip on system for easy glass installation.

- Profile: 25x100 MM
- Silver/Black/other anodised finishes available.
- Can be used for door frame with cover or rebate profile.
- Glass thickness supported: 8, 10 and 12 MM.
- Single Glazing.
- Acoustical Insulation: 32 dB.
- Partition height upto 3000 MM.

# WIDE GLAZE



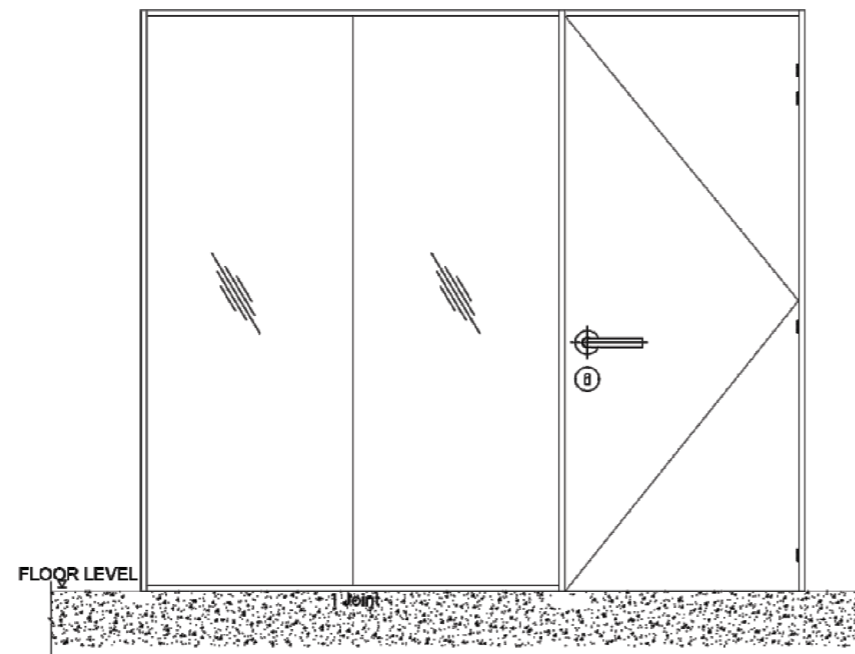
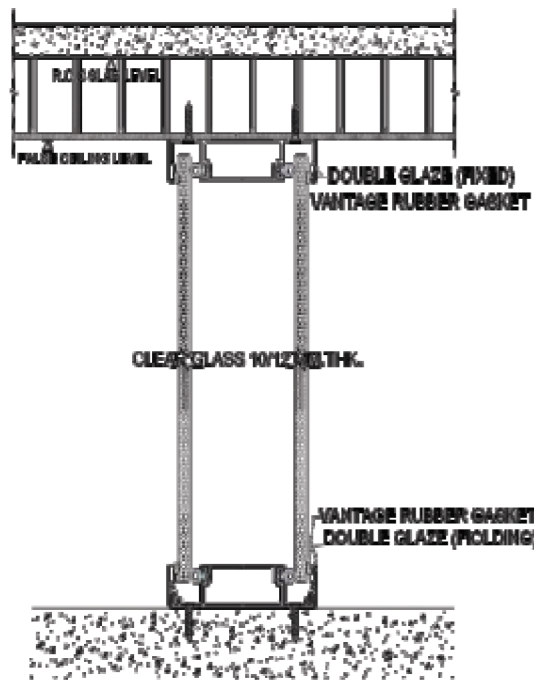
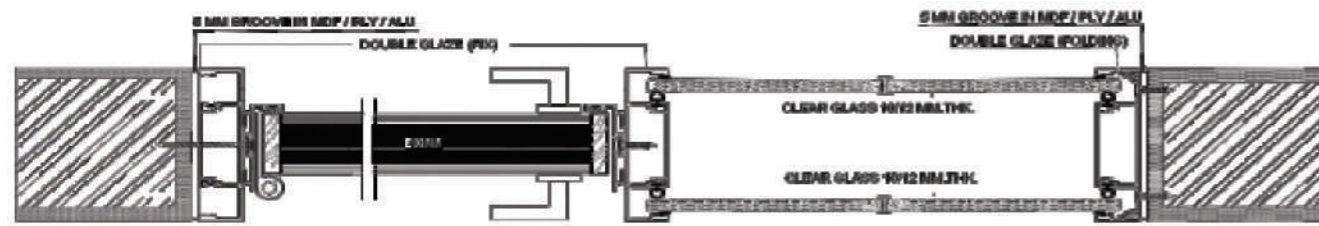


## WIDE DOUBLE GLAZE

Vantage Wide Double Glaze modular aluminum single glaze partition system offers high strength and rigidity. However its main purpose is to provide the best sound insulation by adding an extra layer of glass and also an air gap between the two glass layers. It consists of a section dimension of 25x100 mm and is a clip on system for easier glass installation.

- Profile: 25x100 MM (Dual track)
- Silver/Black/other anodised finishes available.
- Can be used for door frame with cover or rebate profile.
- Glass thickness supported: 10 and 12 MM.
- Double Glazing.
- Acoustical Insulation: 40 dB.
- Partition height upto 3000 MM.

# WIDE DOUBLE GLAZE





## STYLE DOOR



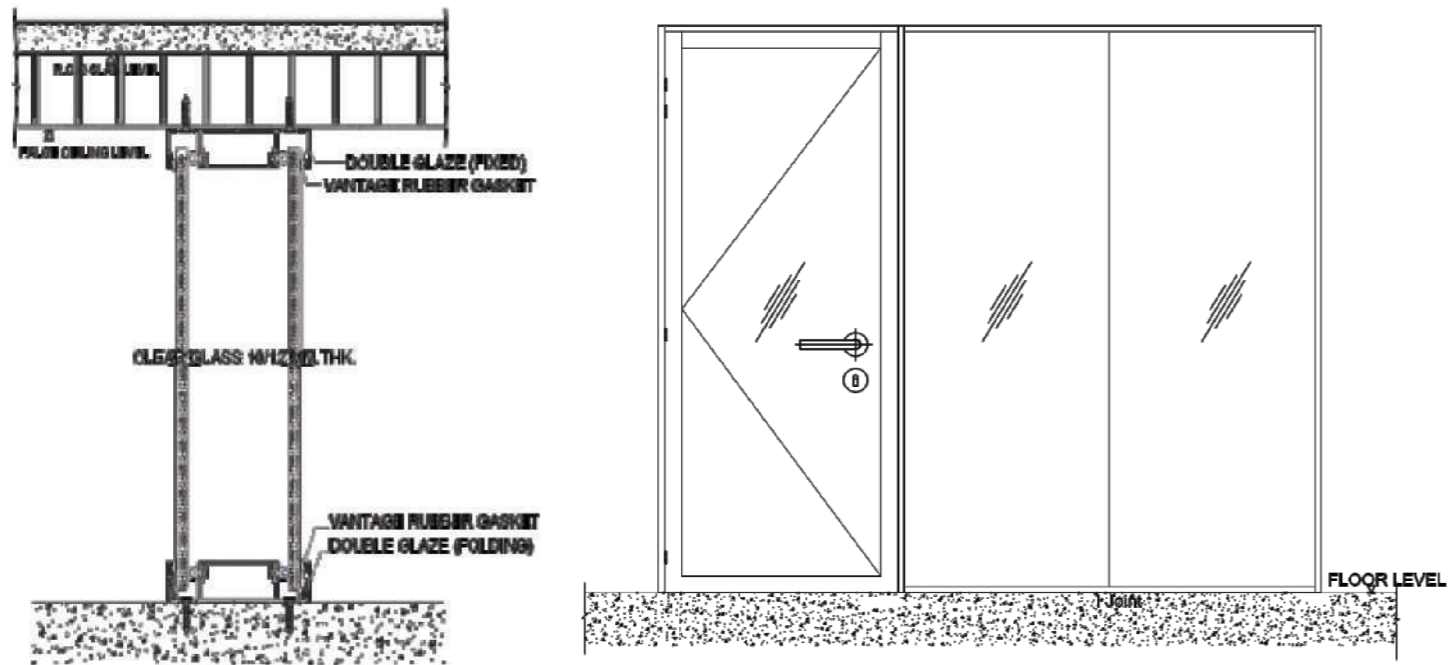
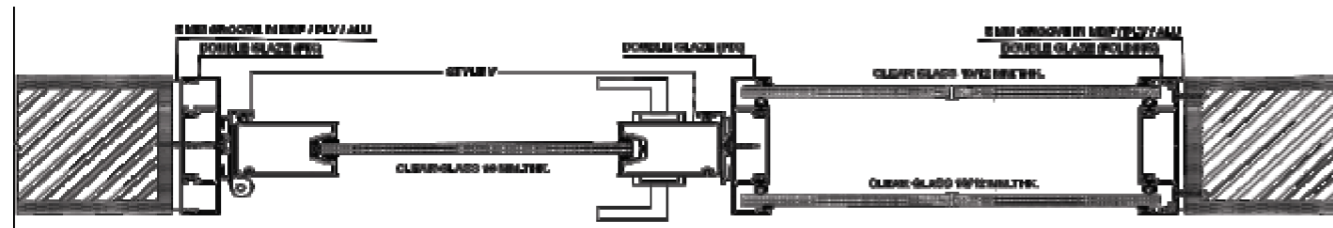
Vantage Style door frame is the new alternative for the aging solid wooden door with similar sound insulation abilities at a relatively better price point. It can be used as a swing as well as a sliding door. It consists of a 42x75mm / 35x60 mm profile to be used as a four sided frame with a layer of glass within the frame.

- Profile: 42x75 mm / 35x60 MM
- Silver/Black/other anodised finishes available.
- Single Glazed Door.
- Glass thickness supported: 8MM, 10 MM
- Acoustical Insulation: 30 dB.
- Maximum single leaf dimensions: 2700(H) x 900(W) MM.



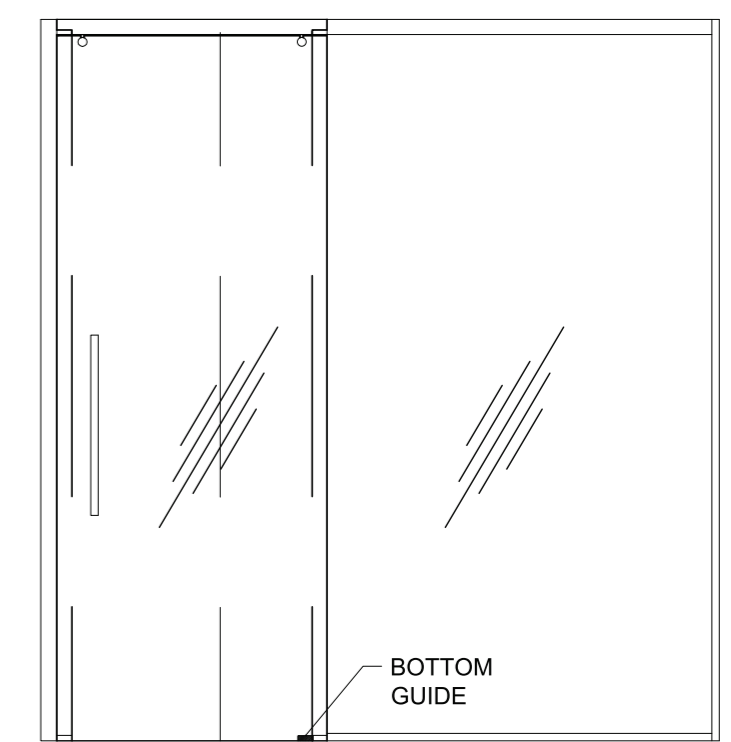
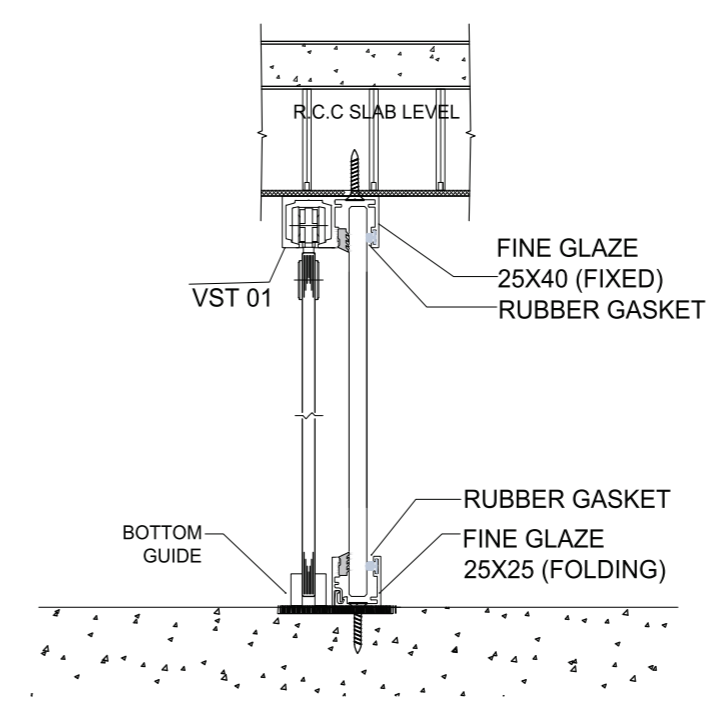
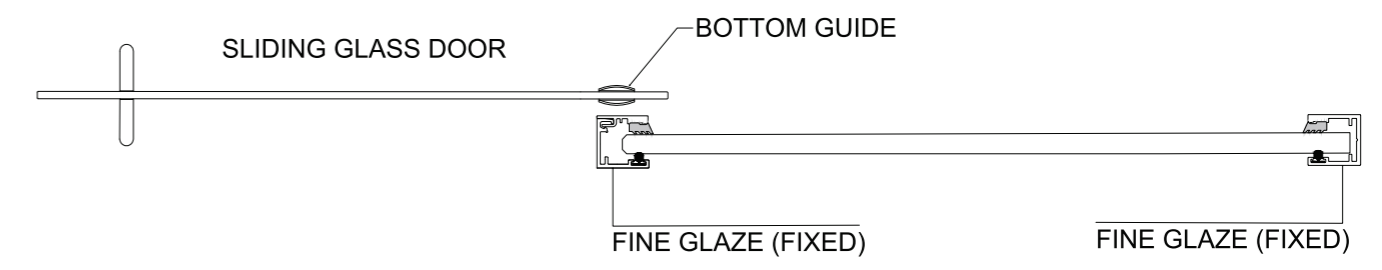


# STYLE DOOR





## SLIDING DOOR



## SLIDING DOOR

Vantage offers single/double leaf, style/frameless glass sliding doors with all necessary rollers, guides and sliding track. We have multiple designs of sliding tracks for various applications.

- Frame less and Style Shutter options available.
- Silver/Black/other anodised finishes available.
- Sleek look and smooth functioning.
- Glass thickness supported: 10 and 12 MM.
- Maximum single leaf dimensions: 2700(H) x 1000(W) MM.

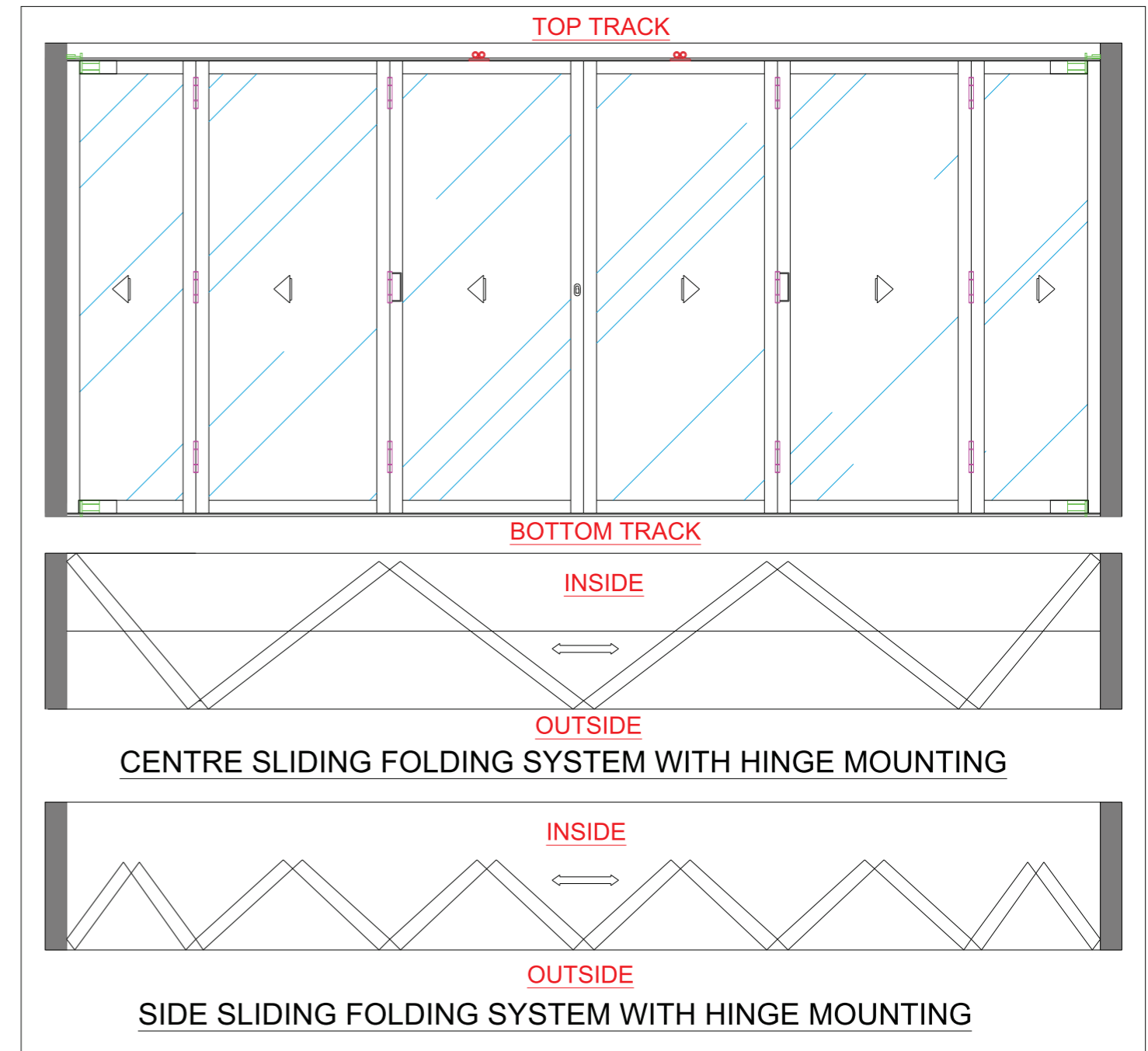




## SLIDING FOLDING DOOR

Vantage make Sliding folding partition systems are used for room dividers which at a moments need can be set to one side allowing for the merger of the two or more divided rooms. This system comprises of our style door shutters (35x65 and 42x75 mm) with 10mm toughened clear glass.

- Frame less and Style Shutter options available.
- Silver/Black/other anodised finishes available.
- Sleek look and smooth functioning.
- Glass thickness supported: 10MM.
- Maximum single leaf dimensions: 3000(H) x 900(W) MM.






Vantage aluminum technical panel is used as a more aesthetic and cost effective alternate to traditional wooden and gypsum section. It is also used as an access control panel.

- Profile - 50MM x 100MM , 100MM x 100 MM
- Silver/Black/other anodised finishes available.
- Partition Height upto 3000 MM

## TECHNICAL PANEL

## ARCHITECTURAL HARDWARE



### STAINLESS STEEL FLUSH HINGES

**Material** : Stainless Steel 304  
**Type** : Ball Bearing  
**Size** : 5 x 3 x 3  
**Finish** : Stainless Steel / Black


VFH - 5BB

### STUDIO GLASS DOOR LOCK

Suitable for 10 / 12 MM glass

**Material** : Aluminum  
**Finish** : Silver / Black Anodized

VPSL - 101



### GLASS DOOR HINGES

**Maximum door weight** : 80kg  
**Maximum door width** : 900MM  
**Maximum door height** : 2400MM  
**Glass thickness** : 10/12MM  
**Material** : Aluminum  
**Finish** : Silver Anodized/ Black Color

VPDH - 104



### GLASS PIVOT HINGES

**Maximum door weight** : 80kg  
**Maximum door width** : 900MM  
**Maximum door height** : 2400MM  
**Glass thickness** : 10/12MM  
**Material** : Aluminum  
**Finish** : Silver Anodized/ Black Color



VPDH - 105



### OVERHEAD DOOR CLOSER

**Maximum door weight** : 80kg  
**Maximum door width** : 900MM  
**Maximum door height** : 2400MM  
**Glass thickness** : 10/12MM  
**Material** : Aluminum  
**Finish** : Silver Anodized/ Black Color

VTS - 02



### SADDLE PLATE

Suitable for 10 / 12 MM glass  
Plate for mounting door closer on glass.

**Material** : Aluminum  
**Finish** : Silver Anodized / Black Color

VTS - ACC - PLATE

### CONCEALED DOOR CLOSER

**Maximum door weight** : 80kg  
**Maximum door width** : 900MM  
**Maximum door height** : 2400MM  
**Glass thickness** : 40/45MM  
**Material** : Aluminum  
**Finish** : Silver Anodized/ Black Color

VTS - 01



### BOTTOM LOCK

Glass thickness : 10/12MM

**Material** : Stainless Steel  
**Finish** : Satin Finish / Black Color

VPF - 03



## ARCHITECTURAL HARDWARE

## ARCHITECTURAL HARDWARE



### NARROW STYLE MORTISE HANDLE

**Material** : Stainless Steel / Black Color  
**Finish** : Satin Finish

VMHL - 1910

### NARROW STYLE MORTISE LOCK

Narrow style lock body for aluminum door with latch & double throw dead bolt.

VML - 35 x 85 MM



### NARROW STYLE DEAD BOLT

Close body dead bolt for aluminum door / wooden double throw dead bolt.

**Finish** : Silver / Black Color

VML - 35 MM



### CYLINDER

One side key one side knob with ultra key brass 60/70 MM.

VCNK - 60 / 70

## ARCHITECTURAL HARDWARE

### SLIDING ROLLER

Roller for glass & solid door.  
Door weight upto 40 kgs.

VSR - 01



### Q TYPE HANDLE

**Material** : Stainless Steel  
**Finish** : Satin / Black Color  
**Length** : 25 x 450 MM

VPHH - 2518

### PULL HANDLE

**Size** :  $\phi 25 \times 450$  MM  
**Material** : Stainless Steel  
**Finish** : Satin Finish / Black Color

VPHL - 2518



### PANIC BAR

Push type, suitable for solid door.

**Finish** : Silver  
**Width** : 800 - 1200 MM

VPB - 900 / 1200 MM

## ACCESSORIES




### END CAP

Can be used with all types of corner.

**Finish** : Grey / Black  
**Height** : 100 MM

VSP-END-50/75/100MM



### GLAZING PROFILE

**Finish** : Silver Anodized  
**Height** : 32 MM  
**Length** : 3000 MM

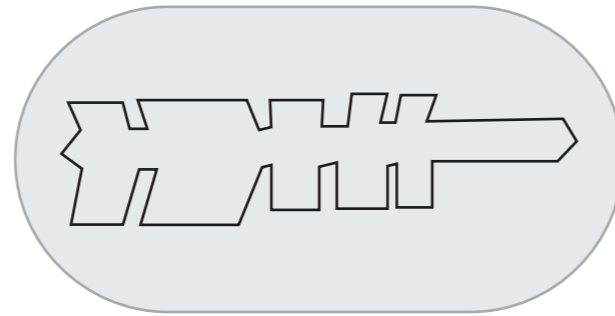
VGP - 32



### ALUMINUM SKIRTING

**Finish** : Silver / Black Anodized  
**Length** : 3000 MM  
**Height** : 50 MM / 75 MM / 100 MM


VSP - 50 / 75 / 100 MM



### ALUMINUM SKIRTING

**Height** : 60 MM / 80 MM  
**Length** : 3000 MM  
**Finish** : Silver Anodized

VSPL - 60 / 80



### ALUMINUM I PROFILE

Suitable for joining two glasses (180°) transparent tape to be use on profile for fixing glasses

**Length** : 3000 MM  
**Finish** : Silver / Black Anodized


VGP - I - 10 / 12 MM

### ALUMINUM T PROFILE

Suitable for joining three meeting at a common point, transparent tape to be use on profile for fixing glasses.

**Finish** : Silver / Black Anodized  
**Length** : 3000 MM

VGP - T - 10 / 12 MM



### ALUMINUM HAT PROFILE

Hat Aluminum profile are developed to make wall design visually attractive ideal for junction of two different materials

**Length** : 3000 MM  
**Width** : 5 MM / 8 MM / 10 MM  
**Finish** : Silver / Black Anodized

VGP - HAT - 05 / 08 / 10



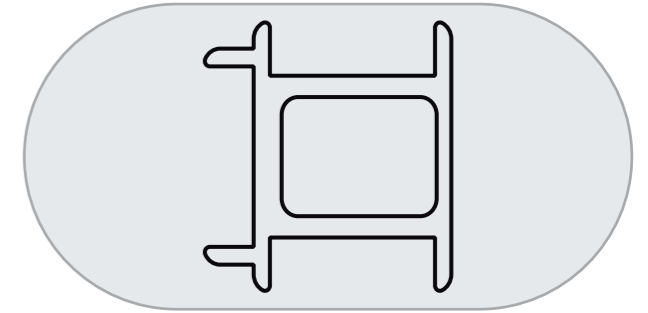
### CLEAR I PROFILE

Suitable for joining two glasses (180°) 3M tape to be use on profile for fixing glasses.

**Length** : 3000 MM

V - I - 10 / 12 MM

## ACCESSORIES



### ALUMINUM L PROFILE

Suitable for L joining at a common point, (90°) transparent tape to be use on profile for fixing glasses.

**Finish** : Silver / Black Anodized  
**Length** : 3000 MM

VGP - L - 10 / 12 MM



### CLEAR L PROFILE

Suitable for L joining at a common point 3M tape to be use on profile for fixing glasses.

V - L - 10 / 12 MM



## ACCESSORIES




### CLEAR T PROFILE

Suitable for joining three meeting at a common point, 3M tape to be use on profile for fixing glasses.

**Length** : 3000 MM

**Finish** : Transparent

V- T - 10 / 12 MM



### ALUMINUM L CORNER

Provide protection to edge of wall Corner. Economical option for edge of wall corners protection.

**Finish** : Silver / Black Anodized

**Length** : 3000 MM

**Width** : 12x12 / 15x15 / 19x19 / 25x25 / 36x36

VGP - CG - 12/15/19/25/36



### STAIR NOISE

1. Aluminum Profile
2. Availale in a range of Size 3000 MM
3. 24 MM X 9 MM

VGP - CP - 04

### ALUMINUM CARPET PROFILE


Variable double sided profile which bend as per height of the flooring on either side.

**Finish** : Silver / Black Anodized

**Length** : 3000 MM

**Width** : 28 MM

VGP - CP - 02



### ALUMINUM CARPET EDGE PROFILE

**Finish** : Silver / Black Anodized

**Length** : 3000 MM

**Size** : 30 x 4.5 MM

VGP - CP - 03



## CLIENTS



#### Notes :

- The technical specification, presentation and dimensions in the illustrations and non-binding.
- We reserve all the right to make any changes to the technical specification, dimensions of the product, hence we request you to conform it with the company.
- We are not responsible for any errors occur in the printing this catalogue.
- Actual product & the printed colors of product and the surface finishes may be different, but same time it may provide useful guidelines.